



infoRouter Import/Export Tool

Importing and Exporting documents

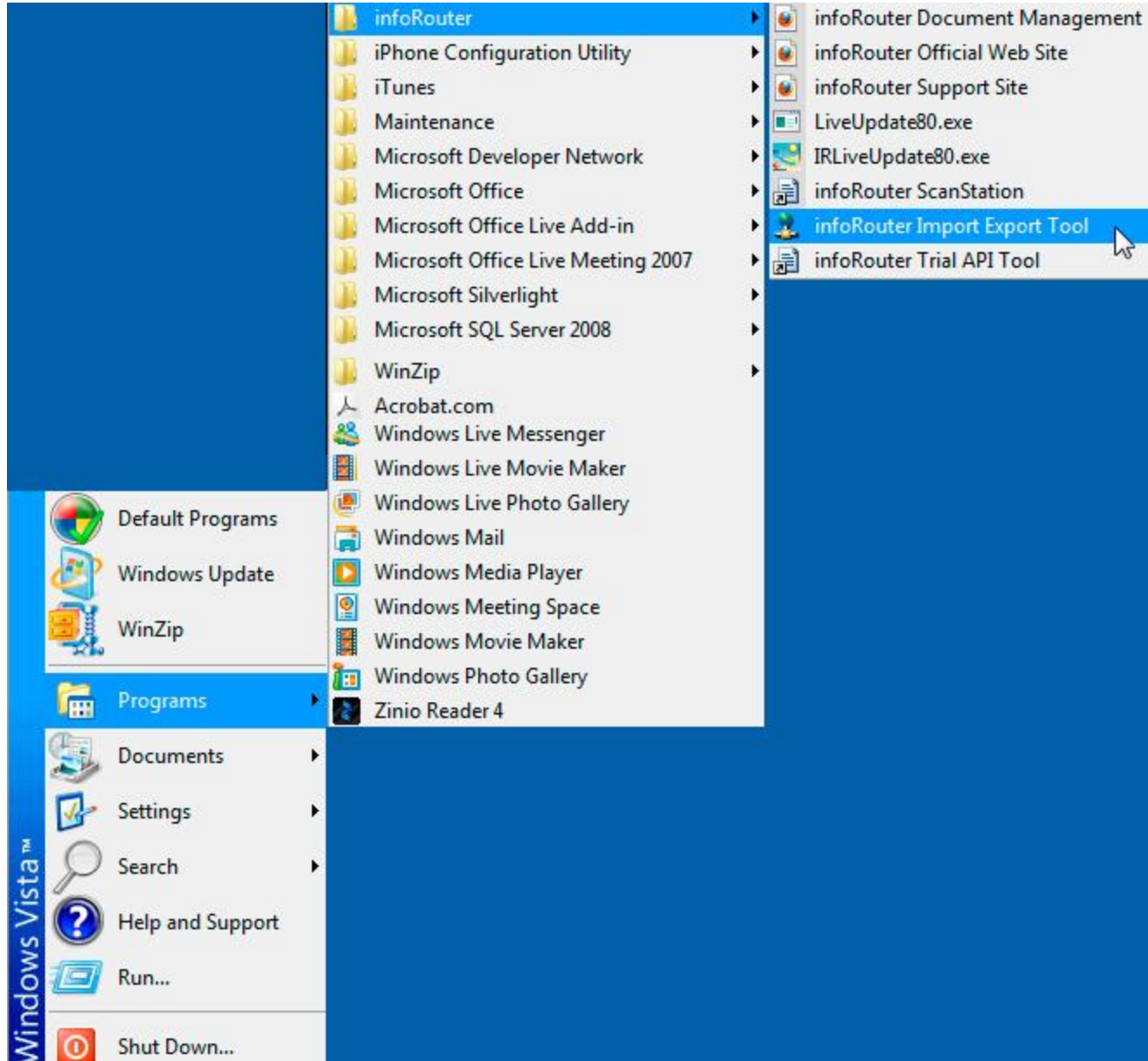
infoRouter - Version 8.0.x

Import Export Tool

The Import Export tool allows users to upload and download mass amounts of documents from infoRouter directly from their desktops.

As with other external tools, the Import Export tool can access any infoRouter instance.

Launch the Import Export Tool



Choose a local folder

Choose an infoRouter Library/Folder

The screenshot displays the 'infoRouter Import Export Tool' interface. It features two side-by-side file selection windows. The left window, titled 'Local system', shows the path 'C:\infoRouter Documentation\Technical Support Documents V8' and a list of files including documents like 'Adding-Custom-Menus-V80.docx' and 'Administrators-Guide-V80.pdf'. A red circle highlights the '...' button in the top right corner of this window, with an arrow pointing to the text 'Choose a local folder'. The right window, titled 'infoRouter', shows the path '/Documentation' and a single folder icon with '...' next to it. A red circle highlights this '...' button, with an arrow pointing to the text 'Choose an infoRouter Library/Folder'. Between the windows are 'Upload >>' and '<< Download' buttons. The bottom status bar shows '132 object(s) 69835 KB' for the local system and '0 object(s) 0 KB' for the infoRouter library.

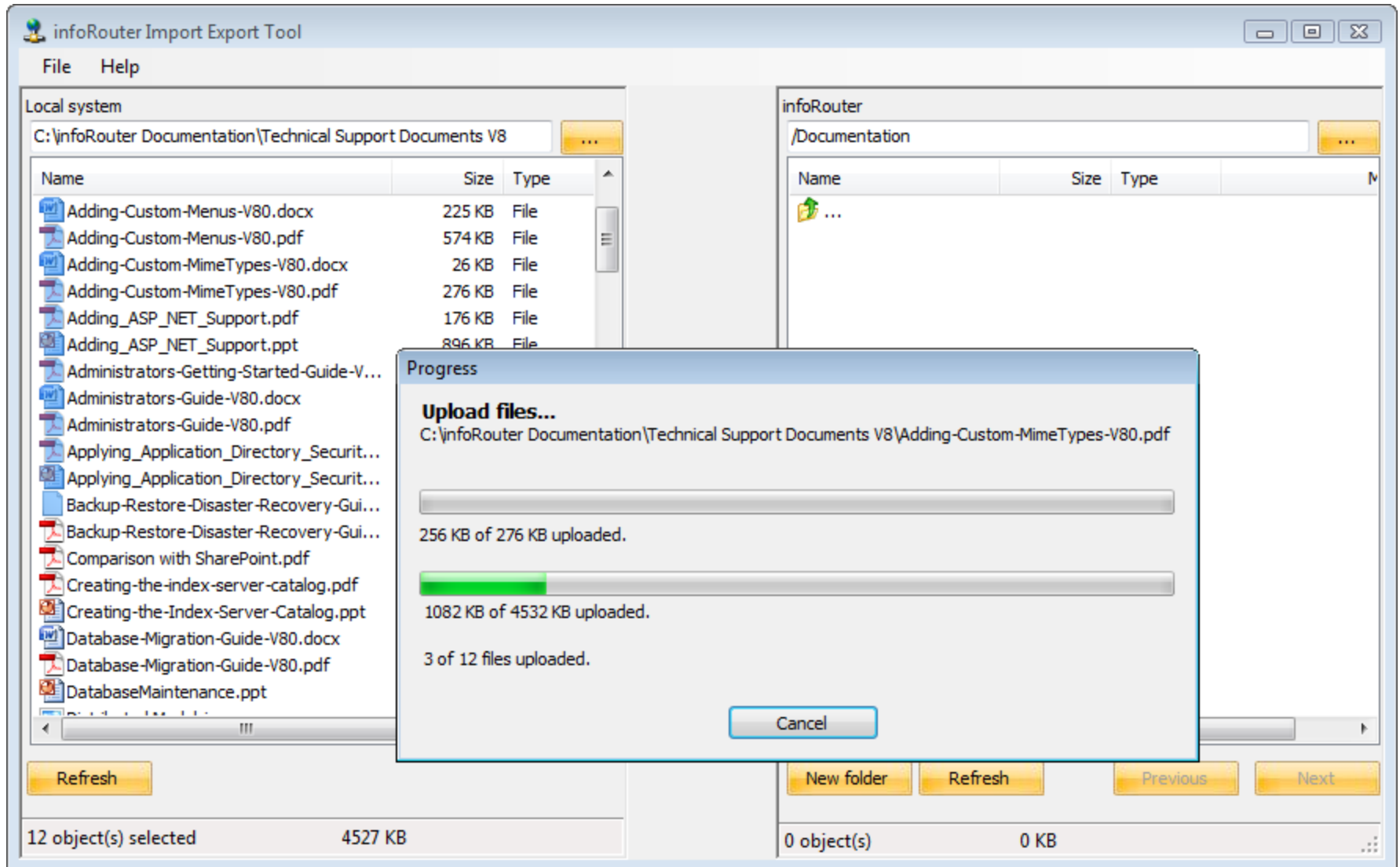
Name	Size	Type
Adding-Custom-Menus-V80.docx	225 KB	File
Adding-Custom-Menus-V80.pdf	574 KB	File
Adding-Custom-MimeTypes-V80.docx	26 KB	File
Adding-Custom-MimeTypes-V80.pdf	276 KB	File
Adding_ASP_NET_Support.pdf	176 KB	File
Adding_ASP_NET_Support.ppt	896 KB	File
Administrators-Getting-Started-Guide-V...	104 KB	File
Administrators-Guide-V80.docx	44 KB	File
Administrators-Guide-V80.pdf	547 KB	File
Applying_Application_Directory_Securit...	212 KB	File
Applying_Application_Directory_Securit...	363 KB	File
Backup-Restore-Disaster-Recovery-Gui...	1084 KB	File
Backup-Restore-Disaster-Recovery-Gui...	349 KB	File
Comparison with SharePoint.pdf	342 KB	File
Creating-the-index-server-catalog.pdf	1909 KB	File
Creating-the-Index-Server-Catalog.ppt	2522 KB	File
Database-Migration-Guide-V80.docx	39 KB	File
Database-Migration-Guide-V80.pdf	115 KB	File
DatabaseMaintenance.ppt	504 KB	File

Choose documents to upload

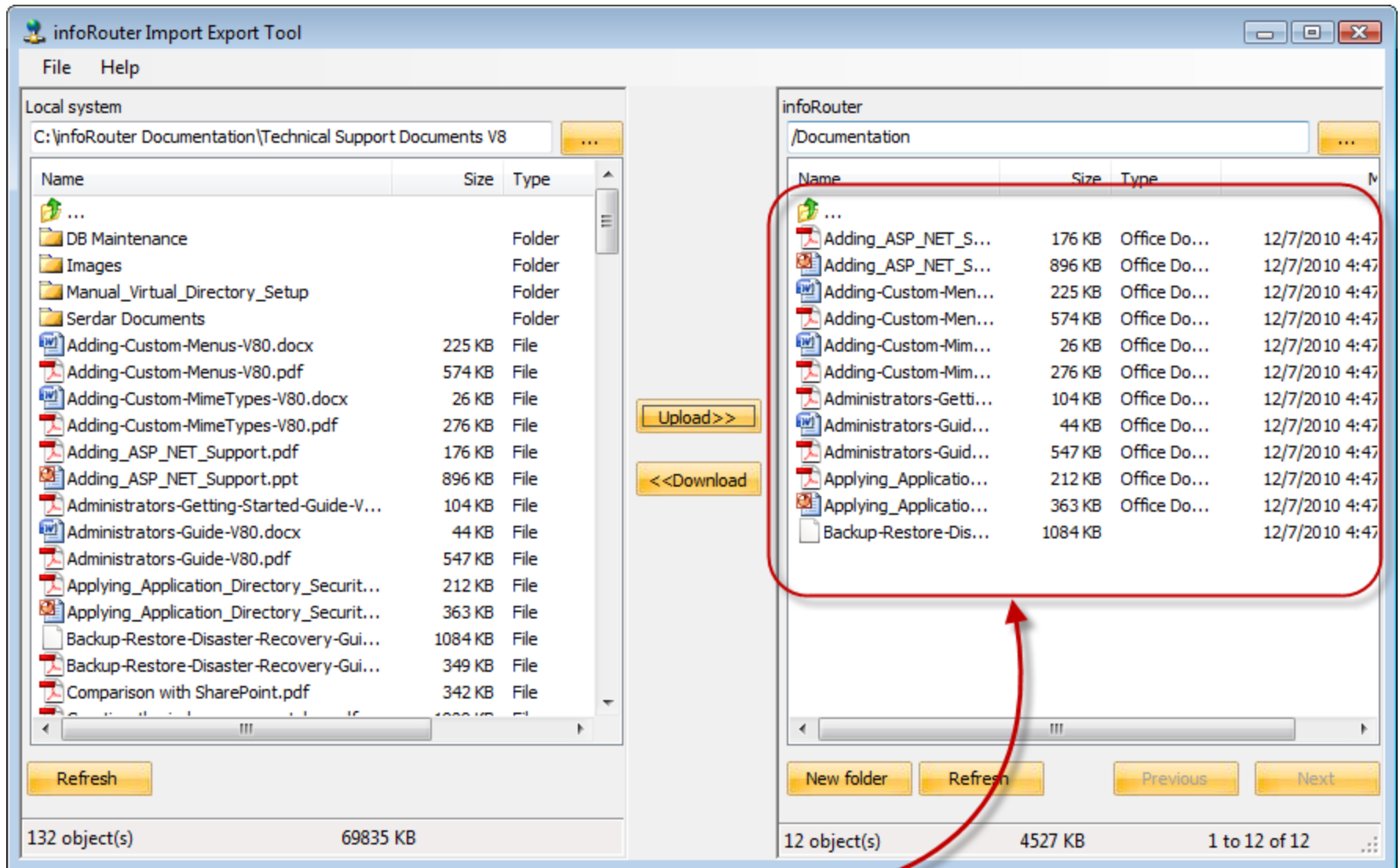
The screenshot displays the 'infoRouter Import Export Tool' interface. On the left, the 'Local system' pane shows a file explorer view of 'C:\infoRouter Documentation\Technical Support Documents V8'. A list of 14 files is shown, with 14 objects selected (highlighted in blue). The total size of the selected objects is 5218 KB. A red circle highlights the 'Upload >>' button, with a red arrow pointing to it from the 'infoRouter' pane. Below the 'Upload >>' button is a '<<Download' button. The 'infoRouter' pane on the right shows the '/Documentation' directory, which is currently empty (0 object(s), 0 KB). The interface includes a 'File' menu, a 'Refresh' button, and navigation buttons like 'New folder', 'Previous', and 'Next'.

Name	Size	Type
Adding-Custom-Menus-V80.docx	225 KB	File
Adding-Custom-Menus-V80.pdf	574 KB	File
Adding-Custom-MimeTypes-V80.docx	26 KB	File
Adding-Custom-MimeTypes-V80.pdf	276 KB	File
Adding_ASP_NET_Support.pdf	176 KB	File
Adding_ASP_NET_Support.ppt	896 KB	File
Administrators-Getting-Started-Guide-V...	104 KB	File
Administrators-Guide-V80.docx	44 KB	File
Administrators-Guide-V80.pdf	547 KB	File
Applying_Application_Directory_Securit...	212 KB	File
Applying_Application_Directory_Securit...	363 KB	File
Backup-Restore-Disaster-Recovery-Gui...	1084 KB	File
Backup-Restore-Disaster-Recovery-Gui...	349 KB	File
Comparison with SharePoint.pdf	342 KB	File
Creating-the-index-server-catalog.pdf	1909 KB	File
Creating-the-Index-Server-Catalog.ppt	2522 KB	File
Database-Migration-Guide-V80.docx	39 KB	File
Database-Migration-Guide-V80.pdf	115 KB	File
DatabaseMaintenance.ppt	504 KB	File

Click on the “Upload” button to launch the Import

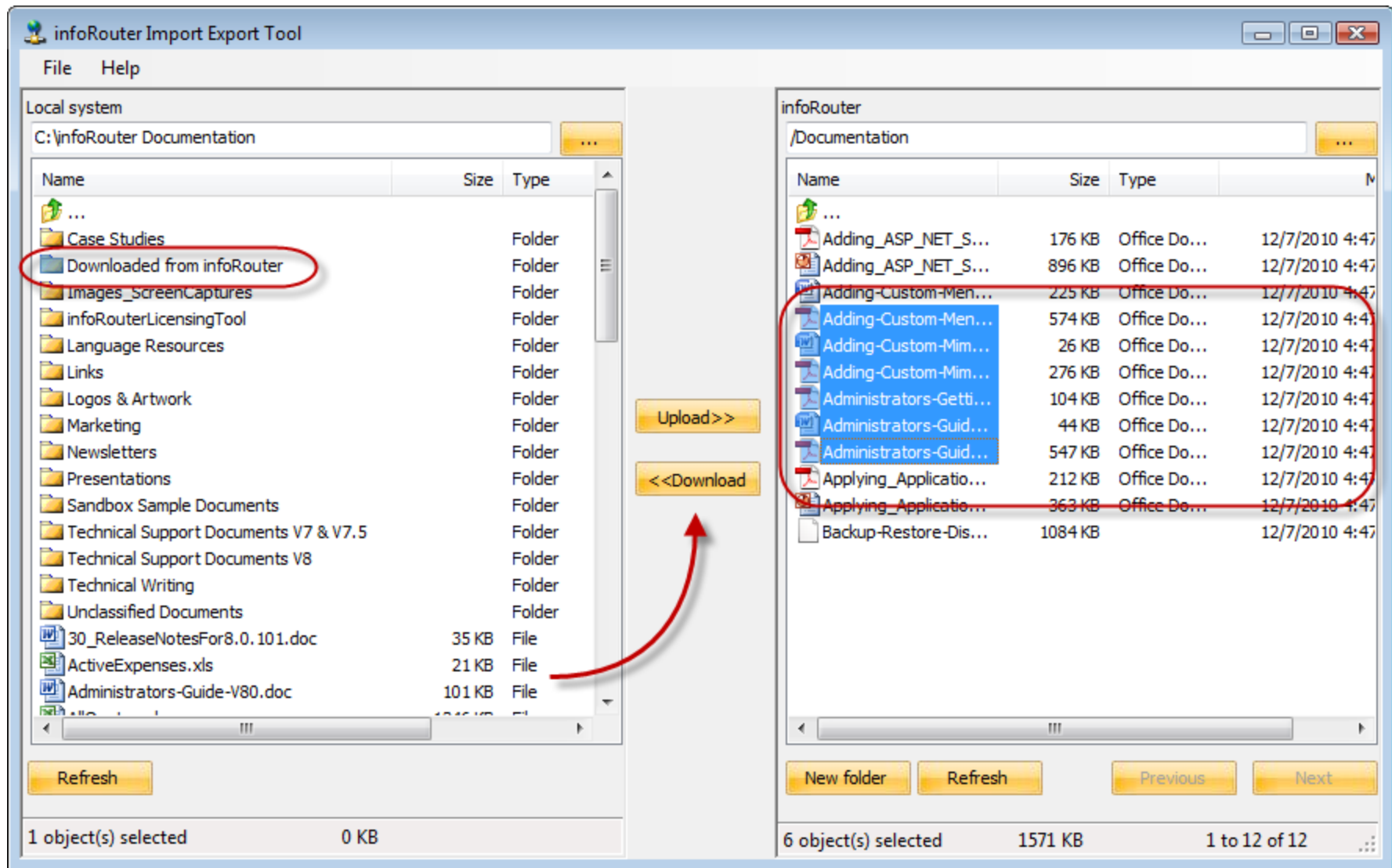


Multiple documents can be uploaded with one click.



Documents are uploaded into infoRouter

Mass downloads from infoRouter



Similarly, you can choose documents from infoRouter and download to a local folder by clicking on the “Download” button.



infoRouter Import/Export Tool

Did you know about the infoRouter Forum site?
24/7 Access to information about infoRouter

<http://forum.inforouter.com>

Active Innovations, Inc. A Document Management Company

Copyright 1998-2011

<http://www.inforouter.com>